

**LUZICH PARTNERS LLC**

**LUZICH PARTNERS LLC PORTFOLIO**



**Portfolio Date: 2018-06-30**

Updated on 2019-01-22

**Portfolio Overview**

Portfolio:	LUZICH PARTNERS LLC
Fund Type:	
Portfolio Date:	2018-06-30
Number of Stocks:	11
Equity Value:	\$103.00 Million
Number of New Buys:	2
Q/Q Turnover:	18%

**GuruFocus.com, LLC**

3400 Silverstone Dr., Suite 172

Plano, TX 75023-7843

Phone: 469-248-6885

Website: <http://www.gurufocus.com>

E-mail: [gurufocus@gurufocus.com](mailto:gurufocus@gurufocus.com)

# I. Portfolio Overview, Profile

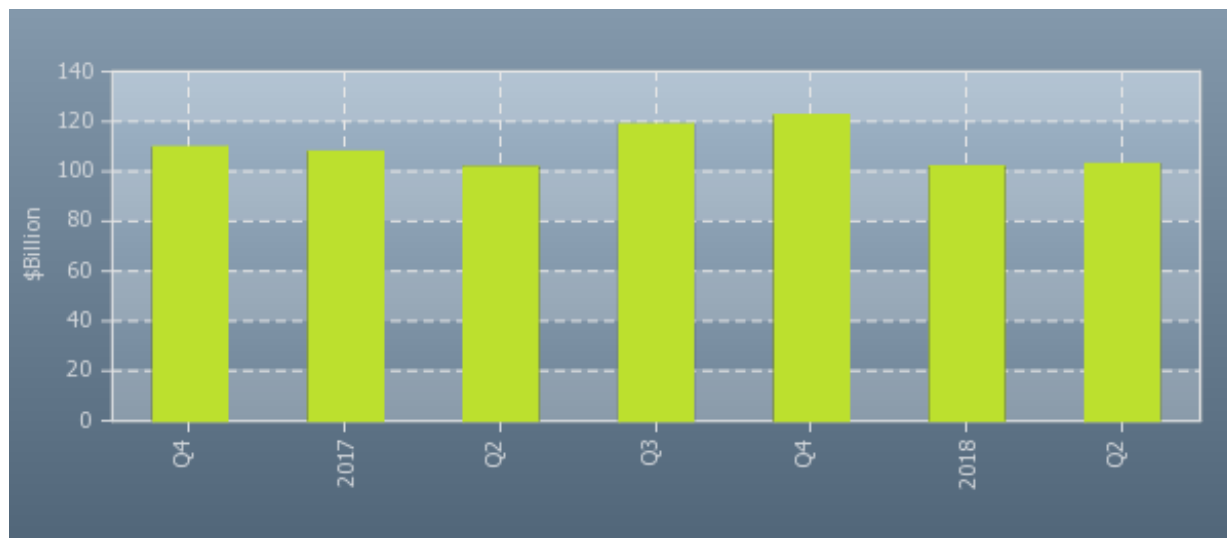
## Portfolio Overview

Portfolio:	LUZICH PARTNERS LLC
Firm Type:	
Portfolio Date:	2018-06-30
Number of Stocks:	11
Equity Value:	\$103.00 Million
Number of New Buys:	2
Q/Q Turnover:	18%

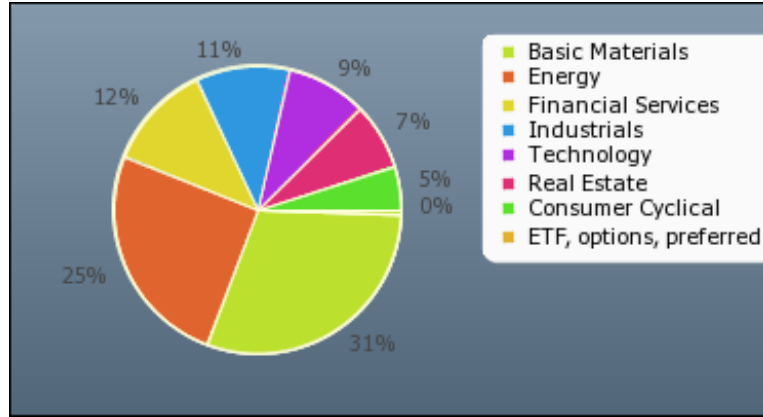
## Profile

5055 W PATRICK LN LAS VEGAS, NV 89118

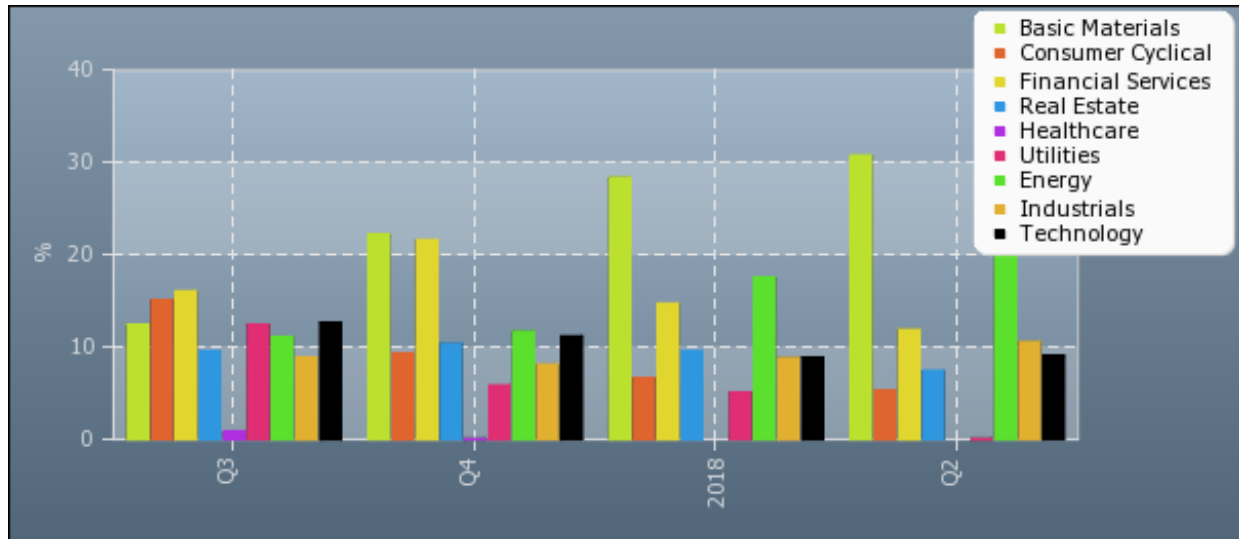
# II. Historical Total Value (\$Billion) of Filings



### III. Industry/Sector Overview



### IV. Industry/Sector Shift in Past 12 Months



## V. Top Holdings (Up to 25)

These are the top holdings of LUZICH PARTNERS LLC as of 2018-06-30 in the order of significance.

Ticker	Company	Shares (1000)	Value (\$Mil)	Weighting (%) ↓	Share # Change from Last Period	Current Price (\$)	Price Change Since Quarter End (%)
<a href="#">CEQP</a>	Crestwood Equity Partners LP	582	18	17.94%		32.25	1.6%
<a href="#">TREC</a>	Trecora Resources	1,180	18	17.02%	+0.83%	8.65	-41.8%
<a href="#">GPRE</a>	Green Plains Inc	770	14	13.69%		14.05	-23.2%
<a href="#">GCAP</a>	GAIN Capital Holdings Inc	1,616	12	11.85%	+0.38%	6.51	-13.8%
<a href="#">FTAI</a>	Fortress Transportation and Infrastructure Investo	600	11	10.53%	+7.05%	15.19	-15.9%
<a href="#">IRS</a>	IRSA Inversiones y Representaciones SA	441	8	7.41%	+7.04%	13.65	-21.1%
<a href="#">MX</a>	MagnaChip Semiconductor Corp	723	7	7.19%		6.37	-37.9%
<a href="#">RDI</a>	Reading International Inc	340	5	5.27%	-15.79%	15.73	-1.4%
<a href="#">REGI</a>	Renewable Energy Group Inc	300	5	5.2%	New Buy	27.99	56.8%
<a href="#">GPP</a>	Green Plains Partners LP	124	2	2.07%	New Buy	14.32	-16.5%
<a href="#">INOD</a>	Innodata Inc	1,876	2	1.82%	+42.51%	1.43	43.0%

## VI. Top Purchases of LUZICH PARTNERS LLC

These are the top purchases of LUZICH PARTNERS LLC as of 2018-06-30 in the order of significance.

Ticker	Company	Current Shares (1000)	Value (\$Mil)	Impact to Portfolio (%) ↓	Share # Change from Last Period	Average Cost	Current Price (\$)	Price Change(%)
<a href="#">REGI</a>	Renewable Energy Group Inc	300	8	5.2%	New holding	\$15.45	\$27.99	81.2%
<a href="#">GPP</a>	Green Plains Partners LP	124	2	2.07%	New holding	\$17.28	\$14.32	-17.1%
<a href="#">FTAI</a>	Fortress Transportation and Infrastructure Investo	600	9	0.69%	Add 7.05%	\$16.99	\$15.19	-10.6%
<a href="#">INOD</a>	Innodata Inc	1,876	3	0.54%	Add 42.51%	\$1.13	\$1.43	26.5%
<a href="#">IRS</a>	IRSA Inversiones y Representaciones SA	441	6	0.49%	Add 7.04%	\$21.33	\$13.65	-36.0%
<a href="#">TREC</a>	Trecora Resources	1,180	10	0.14%	Add 0.83%	\$13.65	\$8.65	-36.6%
<a href="#">GCAP</a>	GAIN Capital Holdings Inc	1,616	11	0.04%	Add 0.38%	\$7.92	\$6.51	-17.8%

## VII. Top Sales of LUZICH PARTNERS LLC

These are the top sales of LUZICH PARTNERS LLC as of 2018-06-30 in the order of significance.

Ticker	Company	Current Shares (1000)	Value (\$Mil)	Impact to Portfolio (%) ↓	Share # Change from Last Period	Average Cost	Current Price (\$)	Price Change(%)
<a href="#">AY</a>	Atlantica Yield PLC	0	0	-5.01%	Sold Out	\$19.89	\$18.06	-9.2%
<a href="#">SUPV</a>	Grupo Supervielle SA	0	0	-4.01%	Sold Out	\$21.85	\$9.46	-56.7%
<a href="#">RRC</a>	Range Resources Corp	0	0	-2.85%	Sold Out	\$15.12	\$11.55	-23.6%
<a href="#">RDI</a>	Reading International Inc	340	5	-1.04%	Reduce -15.79%	\$15.92	\$15.73	-1.2%
<a href="#">SIGA</a>	SIGA Technologies Inc	0	0	-0.78%	Sold Out	\$6.48	\$7.34	13.3%
<a href="#">LUNA</a>	Luna Innovations Inc	0	0	-0.54%	Sold Out	\$3.21	\$3.42	6.5%

## VIII. Top Bargain Candidates of LUZICH PARTNERS LLC

LUZICH PARTNERS LLC bought these stocks in the quarter ended on 2018-06-30. You can buy these stocks at lower prices.

Ticker	Company	Current Shares (1000)	Value (\$Mil)	Impact to Portfolio (%)	Share # Change from Last Period	Average Cost	Current Price (\$)	Price Change(%) ↓
<a href="#">GCAP</a>	GAIN Capital Holdings Inc	1,616	11	0.04%	Add 0.38%	\$7.92	\$6.51	-17.8%
<a href="#">TREC</a>	Trecora Resources	1,180	10	0.14%	Add 0.83%	\$13.65	\$8.65	-36.6%
<a href="#">IRS</a>	IRSA Inversiones y Representaciones SA	441	6	0.49%	Add 7.04%	\$21.33	\$13.65	-36.0%
<a href="#">FTAI</a>	Fortress Transportation and Infrastructure Investo	600	9	0.69%	Add 7.05%	\$16.99	\$15.19	-10.6%
<a href="#">GPP</a>	Green Plains Partners LP	124	2	2.07%	New holding	\$17.28	\$14.32	-17.1%

## IX. International Stocks

These are the international stocks in the portfolio of LUZICH PARTNERS LLC.

Ticker	Company	Country/Region	Shares (1000)	Value (\$Mil)	Weighting as of 2018-06-30 (%)	Share # Change from Last Period
<a href="#">IRS</a>	IRSA Inversiones y Representaciones SA	Argentina	0.0	9,406.5	7.41%	+7.04%
<a href="#">CEQP</a>	Crestwood Equity Partners LP	USA	0.0	17,430.6	17.94%	
<a href="#">TREC</a>	Trecora Resources	USA	0.0	16,107.1	17.02%	+0.83%
<a href="#">GPRE</a>	Green Plains Inc	USA	0.0	14,753.2	13.69%	
<a href="#">GCAP</a>	GAIN Capital Holdings Inc	USA	0.0	12,802.1	11.85%	+0.38%
<a href="#">RDI</a>	Reading International Inc	USA	0.0	5,419.6	5.27%	-15.79%
<a href="#">INOD</a>	Innodata Inc	USA	0.0	2,120.1	1.82%	+42.51%

# About GuruFocus

GuruFocus.com is owned by GuruFocus.com LLC, a Texas Limited Liability Company located in Plano, Texas. GuruFocus.com is engaged in the business of financial news, commentaries, research and publishing. GuruFocus.com, LLC is proud to be a Better Business Bureau (BBB) accredited company with an A+ rating. [7-day Free Trial](#).

GuruFocus provides Premium Membership service. This report is a part of the premium services.

For more information, please visit [www.GuruFocus.com](http://www.GuruFocus.com)

## Disclaimer

GuruFocus.com is not operated by a broker, a dealer, or a registered investment adviser. Under no circumstances does any information posted on GuruFocus.com represent a recommendation to buy or sell a security. The information on this site, and in its related newsletters, is not intended to be, nor does it constitute, investment advice or recommendations. The gurus may buy and sell securities before and after any particular article and report and information herein is published, with respect to the securities discussed in any article and report posted herein. In no event shall GuruFocus.com be liable to any member, guest or third party for any damages of any kind arising out of the use of any content or other material published or available on GuruFocus.com, or relating to the use of, or inability to use, GuruFocus.com or any content, including, without limitation, any investment losses, lost profits, lost opportunity, special, incidental, indirect, consequential or punitive damages. Past performance is a poor indicator of future performance.

The information on this site, and in its related newsletters, is not intended to be, nor does it constitute, investment advice or recommendations. The information on this site is in no way guaranteed for completeness, accuracy or in any other way. The gurus listed in this website are not affiliated with GuruFocus.com, LLC.

Daily updates provided by QuoteMedia, Inc. (CSI). Fundamental company data provided by Zacks, Inc.