

SQ ADVISORS, LLC
LOU SIMPSON PORTFOLIO



Portfolio Date: 2018-09-30
Updated on 2018-11-14

Portfolio Overview

Portfolio:	SQ Advisors, LLC
Fund Type:	Hedge Fund
Portfolio Date:	2018-09-30
Number of Stocks:	11
Equity Value:	\$3.24 Billion
Number of New Buys:	0
Q/Q Turnover:	0%

GuruFocus.com, LLC

3400 Silverstone Dr., Suite 172
Plano, TX 75023-7843
Phone: 469-248-6885

Website: <http://www.gurufocus.com>

E-mail: gurufocus@gurufocus.com

I. Portfolio Overview, Profile

Portfolio Overview

Portfolio:	SQ Advisors, LLC
Firm Type:	Hedge Fund
Portfolio Date:	2018-09-30
Number of Stocks:	11
Equity Value:	\$3.24 Billion
Number of New Buys:	0
Q/Q Turnover:	0%

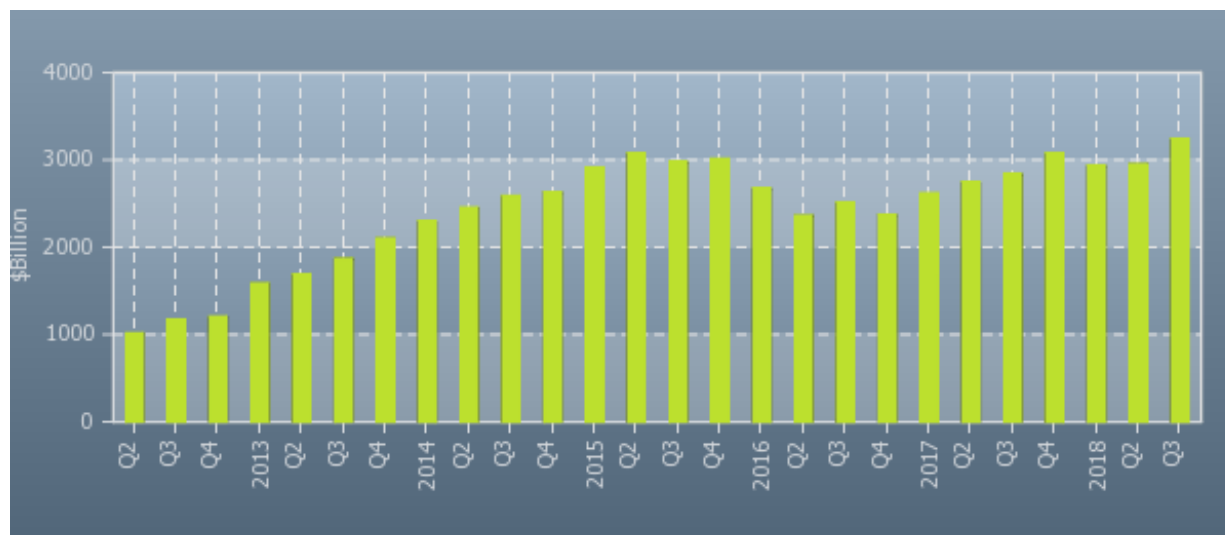
Profile

Buffett met Simpson in 1996 when he was CEO of Geico's capital operations and Buffett was completing his purchase of Geico. Impressed with his track record, Buffett kept Simpson on as chief investment officer. At his retirement from Berkshire subsidiary Geico in 2010, Simpson managed more than \$4 billion worth of stocks. Throughout his time with Berkshire, Simpson and Buffett's stock picks overlapped sometimes due to similarities in their thinking, but both men clearly had independent processes and disagreed with each other sometimes as well. Before joining GEICO in 1979 as senior vice president and chief investment officer, Simpson was president and CEO of Western Asset Management, a partner at Stein Roe and Farnham, and an economics instructor at Princeton University.

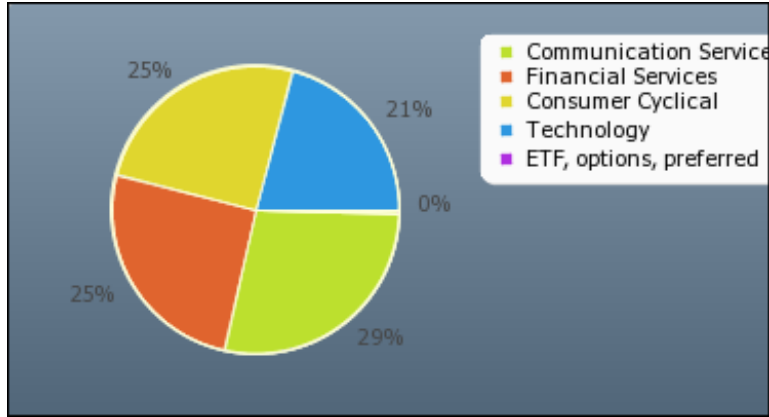
Investing Philosophy

Buffett frequently sang the praises of Lou Simpson. Once, in his 2004 investor letter, Buffett called him "a cinch to be inducted into the investment Hall of Fame" based on his return performance history. From 1980 to 2004, Simpson produced an average annual gain of 20.3%, compared to 13.5% for the S&P 500. In that time, he had only three negative years, and only four years of less than double-digit returns. Later, in 2006, Buffett intimated that Simpson, "a top-notch investor with an outstanding long-term record," would be the natural replacement for him as CEO of Berkshire, were Simpson not a mere six years younger than him. In a rare interview, Simpson in 2010 told the Chicago Tribune upon his retirement: "My approach is eclectic. I try to read all company documents carefully. We try to talk to competitors. We try to find people more knowledgeable about the business than we are. We do not rely on Wall Street-generated research. We do our own research. We try to meet with top management."

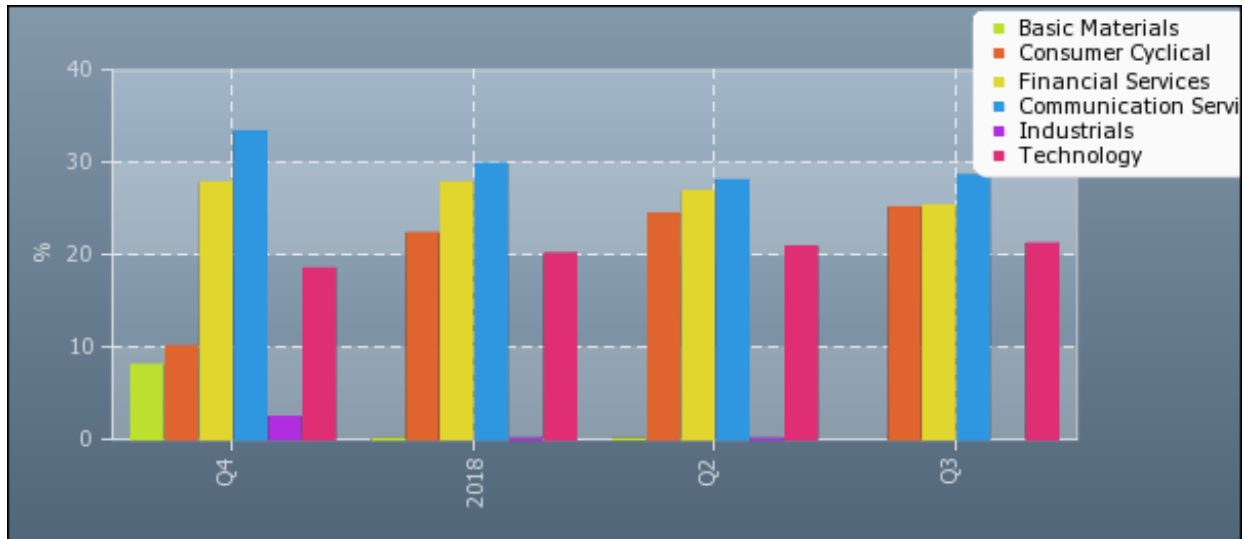
II. Historical Total Value (\$Billion) of Filings



III. Industry/Sector Overview



IV. Industry/Sector Shift in Past 12 Months



V. Top Holdings (Up to 25)

These are the top holdings of Lou Simpson as of 2018-09-30 in the order of significance.

Ticker	Company	Shares (1000)	Value (\$Mil)	Weighting (%) ↓	Share # Change from Last Period	Current Price (\$)	Price Change Since Quarter End (%)
ALSN	Allison Transmission Holdings Inc	8,675	451	13.91%	-2.05%	46.89	-9.8%
LBRDK	Liberty Broadband Corp	5,194	438	13.5%	+24.60%	82.48	-2.2%
BAM	Brookfield Asset Management Inc	8,685	387	11.92%	-1.19%	43.84	-1.5%
KMX	CarMax Inc	4,830	361	11.12%	-2.27%	62.86	-15.8%
CABO	Cable One Inc	357	316	9.73%	-1.65%	869.92	-1.5%
SCHW	Charles Schwab Corp	5,771	284	8.75%	-1.99%	46.86	-4.7%
AAPL	Apple Inc	1,177	266	8.19%	-2.19%	186.80	-17.3%
ST	Sensata Technologies Holding PLC	4,313	214	6.59%	+3.20%	45.97	-7.2%
TYL	Tyler Technologies Inc	844	207	6.38%	-2.66%	187.08	-23.7%
LBTYK	Liberty Global PLC	6,105	172	5.3%	-33.74%	23.80	-15.5%
BRK.B	Berkshire Hathaway Inc	698	149	4.61%	-3.98%	216.03	0.9%

VI. Top Purchases of Lou Simpson

These are the top purchases of Lou Simpson as of 2018-09-30 in the order of significance.

Ticker	Company	Current Shares (1000)	Value (\$Mil)	Impact to Portfolio (%) ↓	Share # Change from Last Period	Average Cost	Current Price (\$)	Price Change(%)
LBRDK	Liberty Broadband Corp	5,194	428	2.67%	Add 24.60%	\$79.69	\$82.48	3.5%
ST	Sensata Technologies Holding PLC	4,313	198	0.2%	Add 3.20%	\$52.31	\$45.97	-12.1%

VII. Top Sales of Lou Simpson

These are the top sales of Lou Simpson as of 2018-09-30 in the order of significance.

Ticker	Company	Current Shares (1000)	Value (\$Mil)	Impact to Portfolio (%) ↓	Share # Change from Last Period	Average Cost	Current Price (\$)	Price Change(%)
LBTYK	Liberty Global PLC	6,105	145	-2.8%	Reduce -33.74%	\$26.98	\$23.80	-11.8%
KMX	CarMax Inc	4,830	304	-0.28%	Reduce -2.27%	\$76.27	\$62.86	-17.6%
ALSN	Allison Transmission Holdings Inc	8,675	407	-0.25%	Reduce -2.05%	\$46.84	\$46.89	0.1%
SCHW	Charles Schwab Corp	5,771	270	-0.2%	Reduce -1.99%	\$51.07	\$46.86	-8.2%
BRK.B	Berkshire Hathaway Inc	698	151	-0.18%	Reduce -3.98%	\$205.18	\$216.03	5.3%
AAPL	Apple Inc	1,177	220	-0.17%	Reduce -2.19%	\$208.3	\$186.80	-10.3%
TYL	Tyler Technologies Inc	844	158	-0.17%	Reduce -2.66%	\$237.8	\$187.08	-21.3%
CABO	Cable One Inc	357	311	-0.15%	Reduce -1.65%	\$794.68	\$869.92	9.5%
BAM	Brookfield Asset Management Inc	8,685	381	-0.14%	Reduce -1.19%	\$42.55	\$43.84	3.0%

VIII. Top Bargain Candidates of Lou Simpson

Lou Simpson bought these stocks in the quarter ended on 2018-09-30. You can buy these stocks at lower prices.

Ticker	Company	Current Shares (1000)	Value (\$Mil)	Impact to Portfolio (%)	Share # Change from Last Period	Average Cost	Current Price (\$)	Price Change(%) ↓
ST	Sensata Technologies Holding PLC	4,313	198	0.2%	Add 3.20%	\$52.31	\$45.97	-12.1%

IX. International Stocks

These are the international stocks in the portfolio of Lou Simpson.

Ticker	Company	Country/Region	Shares (1000)	Value (\$Mil)	Weighting as of 2018-09-30 (%)	Share # Change from Last Period
BAM	Brookfield Asset Management Inc	Canada	0.0	369,547.0	11.92%	-1.19%
KMX	CarMax Inc	USA	0.0	368,363.3	11.12%	-2.27%
SCHW	Charles Schwab Corp	USA	0.0	294,749.3	8.75%	-1.99%
AAPL	Apple Inc	USA	0.0	245,076.4	8.19%	-2.19%
TYL	Tyler Technologies Inc	USA	0.0	200,692.3	6.38%	-2.66%
BRK.B	Berkshire Hathaway Inc	USA	0.0	143,189.8	4.61%	-3.98%

About GuruFocus

GuruFocus.com is owned by GuruFocus.com LLC, a Texas Limited Liability Company located in Plano, Texas. GuruFocus.com is engaged in the business of financial news, commentaries, research and publishing. GuruFocus.com, LLC is proud to be a Better Business Bureau (BBB) accredited company with an A+ rating. [7-day Free Trial](#).

GuruFocus provides Premium Membership service. This report is a part of the premium services.

For more information, please visit www.GuruFocus.com

Disclaimer

GuruFocus.com is not operated by a broker, a dealer, or a registered investment adviser. Under no circumstances does any information posted on GuruFocus.com represent a recommendation to buy or sell a security. The information on this site, and in its related newsletters, is not intended to be, nor does it constitute, investment advice or recommendations. The gurus may buy and sell securities before and after any particular article and report and information herein is published, with respect to the securities discussed in any article and report posted herein. In no event shall GuruFocus.com be liable to any member, guest or third party for any damages of any kind arising out of the use of any content or other material published or available on GuruFocus.com, or relating to the use of, or inability to use, GuruFocus.com or any content, including, without limitation, any investment losses, lost profits, lost opportunity, special, incidental, indirect, consequential or punitive damages. Past performance is a poor indicator of future performance.

The information on this site, and in its related newsletters, is not intended to be, nor does it constitute, investment advice or recommendations. The information on this site is in no way guaranteed for completeness, accuracy or in any other way. The gurus listed in this website are not affiliated with GuruFocus.com, LLC.

Daily updates provided by QuoteMedia, Inc. (CSI). Fundamental company data provided by Zacks, Inc.