

POINT72 ASSET MANAGEMENT
STEVEN COHEN PORTFOLIO



Portfolio Date: 2019-01-02

Updated on 2019-01-02

Portfolio Overview

Portfolio:	Point72 Asset Management
Fund Type:	Hedge Fund
Portfolio Date:	2018-09-30
13D/13G Date:	2019-01-02
Number of Stocks:	979
Equity Value:	\$24.25 Billion
Number of New Buys:	327
Q/Q Turnover:	33%

GuruFocus.com, LLC

3400 Silverstone Dr., Suite 172

Plano, TX 75023-7843

Phone: 469-248-6885

Website: <http://www.gurufocus.com>

E-mail: gurufocus@gurufocus.com

I. Portfolio Overview, Profile

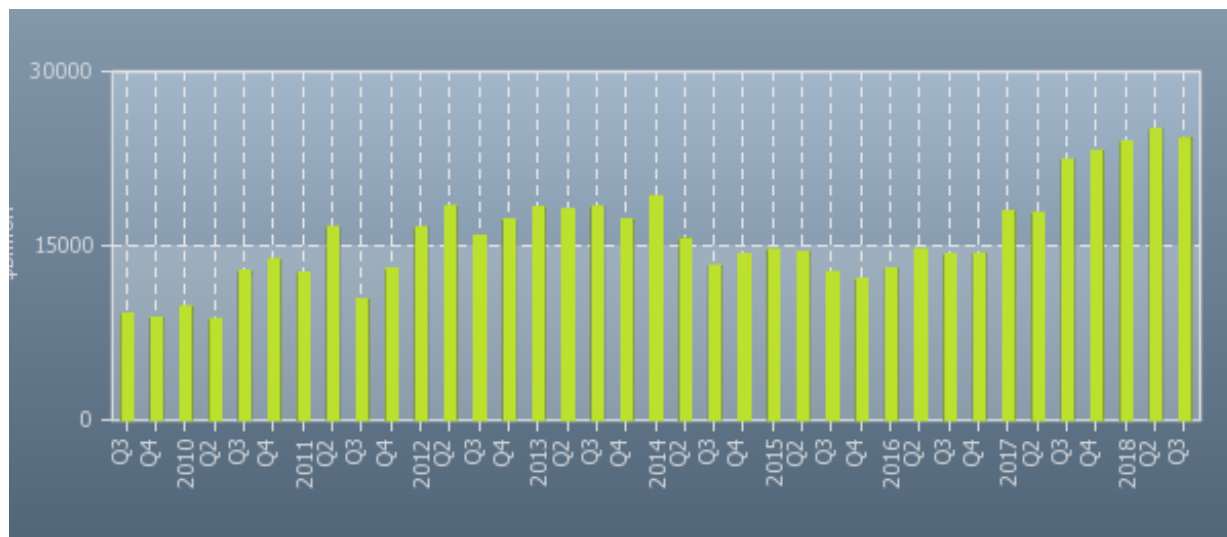
Portfolio Overview

Portfolio:	Point72 Asset Management
Firm Type:	Hedge Fund
Portfolio Date:	2018-09-30
13D/13G Date:	2019-01-02
Number of Stocks:	979
Equity Value:	\$24.25 Billion
Number of New Buys:	327
Q/Q Turnover:	33%

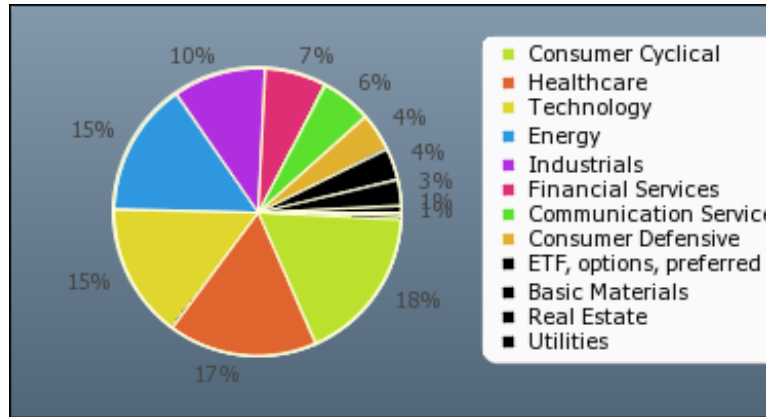
Profile

Steven A. Cohen (also known as Stevie Cohen), a billionaire hedge fund investor, is the founder of SAC Capital Advisors, a Stamford, Connecticut based hedge fund which he continues to manage. Steven A. Cohen grew up in Great Neck, New York, and he attended the Wharton School of Business at the University of Pennsylvania. Steven A. Cohen lives in Greenwich, Connecticut with his wife and seven children.

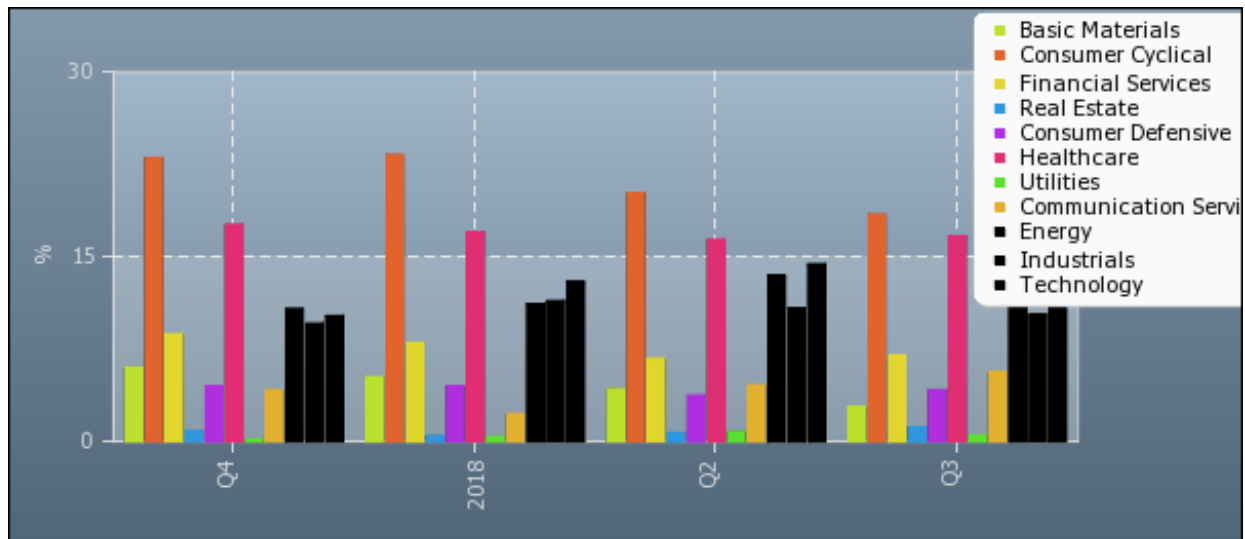
II. Historical Total Value (\$Billion) of Filings



III. Industry/Sector Overview



IV. Industry/Sector Shift in Past 12 Months



V. Top Holdings (Up to 25)

These are the top holdings of Steven Cohen as of 2018-09-30 in the order of significance.

Ticker	Company	Shares (1000)	Value (\$Mil)	Weighting (%) ↓	Share # Change from Last Period	Current Price (\$)	Price Change Since Quarter End (%)
SPY	SPDR S&P 500	1,525	443	1.83%		250.18	-13.9%
CMCSA	Comcast Corp	10,198	361	1.49%		34.37	-2.9%
QCOM	Qualcomm Inc	4,969	358	1.48%	New Buy	57.40	-20.3%
EA	Electronic Arts Inc	2,824	340	1.4%	+55.83%	80.37	-33.3%
MPC	Marathon Petroleum Corp	3,705	296	1.22%	+5.73%	59.64	-25.4%
AMZN	Amazon.com Inc	144	288	1.19%		1539.13	-23.2%
PXD	Pioneer Natural Resources Co	1,515	264	1.09%	+194.53%	134.30	-22.9%
MPC	Marathon Petroleum Corp	2,900	232	0.96%		59.64	-25.4%
ECA	Encana Corp	17,034	223	0.92%	+7.43%	5.98	-54.4%
APC	Anadarko Petroleum Corp	3,201	216	0.89%	+192.94%	44.69	-33.7%
MSFT	Microsoft Corp	1,799	206	0.85%	+31.80%	101.12	-11.6%
DVN	Devon Energy Corp	4,850	194	0.8%	+34.77%	23.21	-41.9%
CI	Cigna Corp	927	193	0.8%	+706.34%	187.17	-10.1%
AMZN	Amazon.com Inc	96	193	0.79%	-52.11%	1539.13	-23.2%
BG	Bunge Ltd	2,704	186	0.77%	+13.78%	53.43	-22.2%
SPOT	Spotify Technology SA	1,020	184	0.76%	+328.89%	113.74	-37.1%
BABA	Alibaba Group Holding Ltd	1,105	182	0.75%	+23.91%	136.70	-17.0%
NFLX	Netflix Inc	477	179	0.74%	New Buy	267.66	-28.5%
V	Visa Inc	1,182	177	0.73%	-16.23%	132.92	-11.4%
CMCSA	Comcast Corp	4,916	174	0.72%	+18.23%	34.37	-2.9%
ARMK	Aramark	3,793	163	0.67%		29.41	-31.6%
MCO	Moody's Corporation	935	156	0.64%		140.85	-15.8%
FB	Facebook Inc	940	155	0.64%		135.68	-17.5%
CVS	CVS Health Corp	1,954	154	0.63%	+137.71%	65.58	-16.7%
IGT	International Game Technology PLC	7,700	152	0.63%	-16.90%	15.01	-24.0%

VI. Top Purchases of Steven Cohen

These are the top purchases of Steven Cohen as of 2018-09-30 in the order of significance.

Ticker	Company	Current Shares (1000)	Value (\$Mil)	Impact to Portfolio (%) ↓	Share # Change from Last Period	Average Cost	Current Price (\$)	Price Change(%)
QCOM	Qualcomm Inc	4,969	285	1.48%	New holding	\$65.69	\$57.40	-12.6%
NFLX	Netflix Inc	477	128	0.74%	New holding	\$363.45	\$267.66	-26.4%
PXD	Pioneer Natural Resources Co	1,515	203	0.72%	Add 194.53%	\$178.82	\$134.30	-24.9%
CI	Cigna Corp	927	174	0.7%	Add 706.34%	\$185.38	\$187.17	1.0%
AAPL	Apple Inc	650	103	0.61%	New holding	\$208.3	\$157.92	-24.2%
APC	Anadarko Petroleum Corp	3,201	143	0.59%	Add 192.94%	\$67.5	\$44.69	-33.8%
SPOT	Spotify Technology SA	1,020	116	0.58%	Add 328.89%	\$183.42	\$113.74	-38.0%
ATVI	Activision Blizzard Inc	1,587	75	0.52%	Add 3276.96%	\$75.8	\$47.03	-38.0%
EA	Electronic Arts Inc	2,824	227	0.5%	Add 55.83%	\$128.86	\$80.37	-37.6%
AOS	A.O. Smith Corp	2,073	90	0.46%	New holding	\$58.72	\$43.47	-26.0%

VII. Top Sales of Steven Cohen

These are the top sales of Steven Cohen as of 2018-09-30 in the order of significance.

Ticker	Company	Current Shares (1000)	Value (\$Mil)	Impact to Portfolio (%) ↓	Share # Change from Last Period	Average Cost	Current Price (\$)	Price Change(%)
GOOGL	Alphabet Inc	53	56	-1.03%	Reduce -81.11%	\$1209.62	\$1054.68	-12.8%
FOXA	Twenty-First Century Fox Inc	0	0	-0.93%	Sold Out	\$45.85	\$47.79	4.2%
CZR	Caesars Entertainment Corp	4,168	29	-0.89%	Reduce -83.41%	\$10.52	\$6.92	-34.2%
HLT	Hilton Worldwide Holdings Inc	435	31	-0.85%	Reduce -86.16%	\$78.79	\$70.94	-10.0%
AMZN	Amazon.com Inc	96	148	-0.71%	Reduce -52.11%	\$1879.85	\$1539.13	-18.1%
TTWO	Take-Two Interactive Software Inc	453	47	-0.66%	Reduce -75.52%	\$127.54	\$104.01	-18.4%
CXO	Concho Resources Inc	165	18	-0.61%	Reduce -86.95%	\$141	\$106.69	-24.3%
PE	Parsley Energy Inc	3,639	59	-0.57%	Reduce -56.55%	\$29.68	\$16.22	-45.4%
RRR	Red Rock Resorts Inc	1,818	39	-0.56%	Reduce -69.68%	\$32.26	\$21.40	-33.7%
GILD	Gilead Sciences Inc	1,247	79	-0.55%	Reduce -60.66%	\$75.46	\$63.44	-15.9%

VIII. Top Bargain Candidates of Steven Cohen

Steven Cohen bought these stocks in the quarter ended on 2018-09-30. You can buy these stocks at lower prices.

Ticker	Company	Current Shares (1000)	Value (\$Mil)	Impact to Portfolio (%)	Share # Change from Last Period	Average Cost	Current Price (\$)	Price Change(%) ↓
FWONK	Liberty Formula One Group	214	7	0%	Add 0.49%	\$36.53	\$30.96	-15.2%
INXN	InterXion Holding NV	78	4	0%	Add 1.61%	\$64.82	\$52.37	-19.2%
CASA	Casa Systems Inc	969	13	0%	Add 1.72%	\$15.21	\$13.05	-14.2%
GLYC	GlycoMimetics Inc	185	2	0%	Add 2.78%	\$15.13	\$10.02	-33.8%
MGNX	Macrogenics Inc	1,134	14	0%	Add 4.61%	\$21.32	\$12.66	-40.6%
MPC	Marathon Petroleum Corp	3,705	221	0.07%	Add 5.73%	\$79.08	\$59.64	-24.6%
MX	MagnaChip Semiconductor Corp	538	4	0%	Add 5.76%	\$10.98	\$6.65	-39.4%
PQG	PQ Group Holdings Inc	19	0	0%	Add 5.78%	\$17.72	\$14.63	-17.4%
VMC	Vulcan Materials Co	588	57	0.02%	Add 8.04%	\$115.97	\$97.59	-15.8%
AXL	American Axle & Mfg Holdings Inc	126	1	0%	Add 8.16%	\$17.19	\$11.34	-34.0%
NCLH	Norwegian Cruise Line Holdings Ltd	219	9	0%	Add 9.45%	\$51.78	\$42.38	-18.2%
PBA	Pembina Pipeline Corp	485	15	0.01%	Add 10.23%	\$34.71	\$30.37	-12.5%
CRH	CRH PLC	117	3	0%	Add 11.04%	\$33.66	\$26.39	-21.6%
SGRY	Surgery Partners Inc	304	3	0%	Add 11.26%	\$15.96	\$10.08	-36.8%
CVE	Cenovus Energy Inc	3,387	25	0.01%	Add 11.39%	\$9.76	\$7.26	-25.6%
AERI	Aerie Pharmaceuticals Inc	203	7	0.01%	Add 11.45%	\$64.23	\$36.32	-43.5%
CHE	Chemed Corp	86	24	0.01%	Add 12.70%	\$318.79	\$276.69	-13.2%
IMMU	Immunomedics Inc	938	14	0.01%	Add 12.99%	\$23.74	\$14.98	-36.9%
KMX	CarMax Inc	273	17	0.01%	Add 13.11%	\$76.27	\$62.97	-17.4%
AGIO	Agios Pharmaceuticals Inc	176	8	0.01%	Add 13.21%	\$80.51	\$47.25	-41.3%

IX. Consensus Picks of Steven Cohen and Other Gurus

These are the stocks that Steven Cohen bought. They are also bought by other Gurus tracked by GuruFocus.

Ticker	Company	Current Shares (1000)	Value (\$Mil)	Impact to Portfolio (%) ↓	Share # Change from Last Period
ABG	Asbury Automotive Group Inc	44	3,053	1%	10000.00
ACIA	Acacia Communications Inc	19	778	0%	10000.00
AERI	Aerie Pharmaceuticals Inc	203	12,506	5%	11.45
AGIO	Agios Pharmaceuticals Inc	176	13,550	6%	13.21
AKAO	Achaogen Inc	100	399	0%	10000.00
ALK	Alaska Air Group Inc	1,100	75,738	31%	122.27
	AMAG Pharmaceuticals Inc				10000.00

AMAG		30	590	0%	
AMR	Alta Mesa Resources Inc	4,906	20,507	8%	2.12
ANAB	AnaptysBio Inc	20	1,995	1%	0.00
ARCE	Arco Platform Ltd	30	684	0%	10000.00
ARES	Ares Management Corp	257	5,967	2%	1763.77
ASHR	Xtrackers Harvest CSI 300 China A-Shares	300	7,605	3%	10000.00
BBW	Build-A-Bear Workshop Inc	2,984	27,004	11%	0.00
BILI	Bilibili Inc	266	3,586	1%	10000.00
BOH	Bank of Hawaii Corp	9	710	0%	500.00
CMRX	Chimerix Inc	1,000	3,890	2%	10000.00
DERM	Dermira Inc	263	2,871	1%	10000.00
EAF	GrafTech International Ltd	759	14,808	6%	10000.00
EB	Eventbrite Inc	1	38	0%	10000.00
ECYT	Endocyte Inc	2,107	37,418	15%	10000.00
ELAN	Elanco Animal Health Inc	446	15,565	6%	10000.00
EOLS	Evolus Inc	758	14,113	6%	10000.00
ESPR	Esperion Therapeutics Inc	507	22,509	9%	39.33
ETM	Entercom Communications Corp	2,300	18,171	7%	58.86
FND	Floor & Decor Holdings Inc	143	4,299	2%	1556.98
FOMX	Foamix Pharmaceuticals Ltd	1,155	6,616	3%	10000.00
FOSL	Fossil Group Inc	30	698	0%	10000.00
FTCH	Farfetch Ltd	50	1,362	1%	10000.00
FXI	iShares China Large-Cap	50	2,141	1%	10000.00
GPRO	GoPro Inc	96	692	0%	10000.00
GPRO	GoPro Inc	1,900	13,680	6%	0.00
HEAR	Turtle Beach Corp	179	3,567	1%	10000.00
HMSY	HMS Holdings Corp	23	751	0%	95.99
LKSD	LSC Communications Inc	195	2,160	1%	10000.00
MIME	Mimecast Ltd	38	1,576	1%	10000.00
MTSI	MACOM Technology Solutions Holdings Inc	61	1,248	1%	10000.00
NEWR	New Relic Inc	8	716	0%	10000.00
NITE	Nightstar Therapeutics Ltd	1,527	31,201	13%	10000.00
NMRK	Newmark Group Inc	625	6,992	3%	99.88
NSTG	NanoString Technologies Inc	400	7,132	3%	10000.00
NTRA	Natera Inc	1,617	38,708	16%	10000.00
NTRA	Natera Inc	100	2,394	1%	0.00
NVTR	Nuvectra Corp	359	7,895	3%	10000.00
OGE	OGE Energy Corp	130	4,722	2%	10000.00
ONTX	Onconova Therapeutics Inc	242	1,775	1%	0.77
OPRA	Opera Ltd	18	158	0%	10000.00
PACB	Pacific Biosciences of California Inc	5,175	27,997	12%	78.45
	Plains GP Holdings LP				10000.00

PAGP	Pampa Energia SA	452	11,091	5%	
PAM		276	8,584	4%	47.29
PDD	Pinduoduo Inc	86	2,267	1%	10000.00
PQG	PQ Group Holdings Inc	19	338	0%	5.78
PUMP	ProPetro Holding Corp	862	14,211	6%	10000.00
QTRX	Quanterix Corp	53	1,135	0%	10000.00
RARX	Ra Pharmaceuticals Inc	78	1,415	1%	10000.00
RCM	R1 RCM Inc	245	2,489	1%	10000.00
RETA	Reata Pharmaceuticals Inc	750	61,304	25%	276.61
RGEN	Repligen Corp	319	17,686	7%	10000.00
RMED	Ra Medical Systems Inc	67	1,219	1%	10000.00
ROSE	Rosehill Resources Inc	100	610	0%	10000.00
RPD	Rapid7 Inc	1,050	38,775	16%	10000.00
SFIX	Stitch Fix Inc	25	1,094	0%	10000.00
SNAP	Snap Inc	125	1,059	0%	0.00
SNAP	Snap Inc	3,242	27,494	11%	0.00
SNDX	Syndax Pharmaceuticals Inc	170	1,374	1%	10000.00
SPRO	Spero Therapeutics Inc	44	462	0%	10000.00
SVMK	SVMK Inc	35	561	0%	10000.00
SVRA	Savara Inc	713	7,957	3%	10000.00
TENB	Tenable Holdings Inc	4	138	0%	10000.00
TLYS	Tilly's Inc	74	1,408	1%	10000.00
WLH	William Lyon Homes	97	1,533	1%	10000.00
WSO	Watsco Inc	141	25,061	10%	10000.00
WTR	Select Energy Services Inc	176	2,085	1%	10000.00
WVE	WAVE Life Sciences Ltd	400	20,000	8%	14.29
XLRN	Acceleron Pharma Inc	13	746	0%	10000.00
XNCR	Xencor Inc	38	1,461	1%	10000.00
ZLAB	Zai Lab Ltd	50	974	0%	10000.00
ZYME	Zymeworks Inc	115	1,806	1%	15.00

X. International Stocks

These are the international stocks in the portfolio of Steven Cohen.

Ticker	Company	Country/Region	Shares (1000)	Value (\$Mil)	Weighting as of 2018-09-30 (%)	Share # Change from Last Period
PAM	Pampa Energia SA	Argentina	0.0	9,588.0	0.04%	+47.29%
MELI	MercadoLibre Inc	Argentina	0.0	1,830.0	0.01%	-87.92%
MRVL	Marvell Technology Group Ltd	Bermuda	0.0	56,305.5	0.22%	+118.61%
GLNG	Golar LNG Ltd	Bermuda	0.0	17,340.2	0.08%	+152.45%
NBR	Nabors Industries Ltd	Bermuda	0.0	11,111.0	0.05%	-65.49%
MRVL	Marvell Technology Group Ltd	Bermuda	0.0	0.0	0.04%	
AGO	Assured Guaranty Ltd	Bermuda	0.0	1,292.6	0.01%	New Buy
BEL	Belmond Ltd	Bermuda	0.0	733.6	0%	New Buy
VALE	Vale SA	Brazil	0.0	12,276.9	0.06%	New Buy
TSU	Tim Participacoes SA	Brazil	0.0	2,282.4	0.01%	+171.08%

XI. ETF Holdings

These are the ETF stocks in the portfolio of Steven Cohen.

Ticker	ETF	Shares (1000)	Value (\$Mil) ↓	Weighting as of 2018-09-30 (%)	Share # Change from Last Period
SPY	SPDR S&P 500	179.8	36.9	0.26%	+17,980,000.00%
IWM	iShares Russell 2000	300.0	35.9	0.25%	New Buy
IYR	iShares U.S. Real Estate	250.0	19.2	0.13%	+900.00%
XRT	SPDR S&P Retail	25.0	2.4	0.02%	+25.00%
XLY	SPDR Select Sector Fund - Consumer Discretionary	25.0	1.8	0.01%	New Buy
XLB	Materials Select Sector SPDR	25.0	1.2	0.01%	New Buy
SLV	iShares Silver Trust	25.8	0.4	0%	+63.18%
FXI	iShares China Large-Cap	0.0	0.0	0%	New Buy

XII. Call/Put Option Holdings

These are the option holdings in the portfolio of Steven Cohen.

Ticker	Company	Call/Put	Shares (1000)	Value (\$Mil) ↓	Weighting as of 2018-09-30 (%)
EWZ	iShares Inc MSCI Brazil	call	2,750.0	100.6	0.71%
WLL	Whiting Petroleum Corp	call	1,294.8	42.7	0.3%
MCD	McDonald's Corp	call	350.0	32.8	0.23%
HAL	Halliburton Co	call	604.5	23.8	0.17%
IWM	iShares Russell 2000	call	150.0	18.0	0.13%
HYG	iShares iBoxx \$ High Yield Corporate Bond	call	200.0	17.9	0.13%
SLV	iShares Silver Trust	call	1,126.7	17.0	0.12%

GDJ	VanEck Vectors Gold Miners	call	800.0	14.7	0.1%
SPY	SPDR S&P 500	call	70.0	14.4	0.1%
ROSE	Rosehill Resources Inc	call	500.0	11.2	0.078%
BSX	Boston Scientific Corp	call	750.0	9.9	0.07%
CVX	Chevron Corp	call	72.5	8.1	0.057%
ABX	Barrick Gold Corp	call	700.0	7.5	0.053%
SRPT	Sarepta Therapeutics Inc	call	275.2	4.0	0.028%
SU	Suncor Energy Inc	call	125.0	4.0	0.028%
CLNY	Colony Capital Inc	call	150.0	3.6	0.025%
NRF	NorthStar Realty Finance Corp	call	150.0	2.6	0.019%
SLB	Schlumberger Ltd	call	25.0	2.1	0.015%
KBH	KB Home	call	120.0	2.0	0.014%
XLE	SPDR Select Sector Fund - Energy Select Sector	call	15.0	1.2	0.0083%
EEM	iShares MSCI Emerging Index Fund	call	25.0	1.0	0.0069%
PBR	Petroleo Brasileiro SA Petrobras	call	25.0	0.2	0.0013%
SPY	SPDR S&P 500	put	1,800.0	369.9	2.6%
CVX	Chevron Corp	put	612.5	68.7	0.48%
IWM	iShares Russell 2000	put	519.5	62.2	0.44%
SO	Southern Co	put	1,250.0	61.4	0.43%
COP	ConocoPhillips	put	750.0	51.8	0.36%
XLP	SPDR Select Sector Fund - Consumer Staples	put	750.0	36.4	0.26%
MON	Monsanto Co	put	300.0	35.8	0.25%
ED	Consolidated Edison Inc	put	450.0	29.7	0.21%
AVP	Avon Products Inc	put	2,500.0	23.5	0.16%
SLB	Schlumberger Ltd	put	105.0	9.0	0.063%
EEM	iShares MSCI Emerging Index Fund	put	150.0	5.9	0.041%
ROK	Rockwell Automation Inc	put	50.0	5.6	0.039%
SU	Suncor Energy Inc	put	125.0	4.0	0.028%
XLV	SPDR Select Sector Fund - Health Care	put	50.0	3.4	0.024%
SLV	iShares Silver Trust	put	200.0	3.0	0.021%
IGT	International Game Technology PLC	put	75.0	1.3	0.0091%
KSU	Kansas City Southern	put	10.0	1.2	0.0086%

About GuruFocus

GuruFocus.com is owned by GuruFocus.com LLC, a Texas Limited Liability Company located in Plano, Texas. GuruFocus.com is engaged in the business of financial news, commentaries, research and publishing. GuruFocus.com, LLC is proud to be a Better Business Bureau (BBB) accredited company with an A+ rating. [7-day Free Trial](#).

GuruFocus provides Premium Membership service. This report is a part of the premium services.

For more information, please visit www.GuruFocus.com

Disclaimer

GuruFocus.com is not operated by a broker, a dealer, or a registered investment adviser. Under no circumstances does any information posted on GuruFocus.com represent a recommendation to buy or sell a security. The information on this site, and in its related newsletters, is not intended to be, nor does it constitute, investment advice or recommendations. The gurus may buy and sell securities before and after any particular article and report and information herein is published, with respect to the securities discussed in any article and report posted herein. In no event shall GuruFocus.com be liable to any member, guest or third party for any damages of any kind arising out of the use of any content or other material published or available on GuruFocus.com, or relating to the use of, or inability to use, GuruFocus.com or any content, including, without limitation, any investment losses, lost profits, lost opportunity, special, incidental, indirect, consequential or punitive damages. Past performance is a poor indicator of future performance.

The information on this site, and in its related newsletters, is not intended to be, nor does it constitute, investment advice or recommendations. The information on this site is in no way guaranteed for completeness, accuracy or in any other way. The gurus listed in this website are not affiliated with GuruFocus.com, LLC.

Daily updates provided by QuoteMedia, Inc. (CSI). Fundamental company data provided by Zacks, Inc.